

Australian modern silver and gold thimble and sewing tool makers 1950-2019

Thimbles of Australia was published in July 1998. 24 years later, this is the update that has been long in coming. It gives me an opportunity to correct unintentional errors that occurred in the original text. There have not been as many new thimbles as I anticipated or hoped for, after publication. Those that were, are integrated here into the original listing of modern Australian sterling silver thimbles, including any modern gold Australian-made thimbles.

In 1998, thimbles from around the world with an Australian connection were included in the publication – today they are outside the scope of this topic.

Most of these photos were taken in 1997 – my apologies for the lack of multiple views. I am hoping to find better ones through you or see new thimbles not recorded before.

In 2010 Christine Erratt published *Marks on Australian silver 1950-2005*. Erratt used the full names for the silversmiths – I have used the same form of the maker's name.

Australia has a relatively small number of thimble collectors – so it follows that thimble silversmithing would not be too profitable. Very few thimbles were created in quantity between 1950 and 2019. There have been no silver thimbles made in Australia since 2019.

If you are creating silver thimbles, please contact me to include your thimbles.

There are so few makers of silver sewing tools in Australia, that I have included them with their thimbles.

For other Australian thimble topics see

Australian advertising thimbles

Australian handpainted thimbles and sewing tools 1973-2014

Australia's Elfin thimbles

Sydney Opera House thimbles

Australian modern sterling silver and gold* thimble makers

Trevor Blake – South Australia **NEW**


Dorothy Andrews of Thimbella, had these mini sets for sale in the late 1990s: made by Blake who produced these sets



mini sewing sets – with either a sterling silver or gold plated mini thimble
in sturdy purse of blue or maroon velour

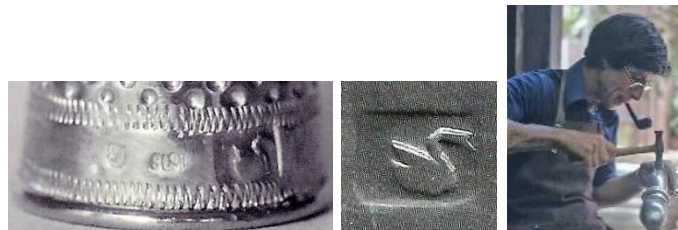
Jean Cameron – Queensland **NEW**

In 2001, The Sheil Collection in Brisbane commissioned Jean Cameron of Drayton to make silver thimbles

 <p>three applied gumleaves – in either sterling silver or copper wide-spaced handindented domed apex 925 on inner rim sturdily created with a good weight</p>	<p>no photo</p> <p>applied stylised gumnuts band</p>
--	--

Joseph Eric Car – Western Australia

Eric Car of Fremantle was a gold- and silversmith. He arrived in Australia in 1949. He made silver thimbles in 1979, which were sold accompanied by his maker's card
Car died in 2008



ST S in an oval lozenge – mark is a swan in a rectangular lozenge – Eric Car 1978



heavy in weight with handmade widely spaced indentations
size mark – M - on band

Frank Cowan – South Australia



STG SIL hopping kangaroo and **FHC** mark



stylised leaf and daisy all-over pattern including apex
size mark – L - stamped on band
thimbles sold in Hahndorf in 1980

* Stuart Leslie Devlin – Victoria **NEW**

In NTCSA's *Snippets* June 2016, Lee Bateman was featured in an article about enamelled sewing tools ...

"Australian Stuart Devlin was a silversmith trained in Geelong (born 1931) who continued his studies in London and USA and is considered one of the most important designers of the late 20th century"

Devlin designed coins, including the decimal coins for Australia in 1964 and medals for 36 countries throughout the world, including precious coins for the Sydney 2000 Olympic Games and the medals for the founding awards of the Australian honours' system in 1975: the Order of Australia, the Australian Bravery Decorations and the National Medal

He died in 2018



Devlin



gold thimble with enamelled flowers on raised band



this vermeil thimble has marks for Hardy Bros – **HB^{RS}**
handbeaten surface of thimble is similar enough to the one above – Devlin would have been commissioned to make this for Hardy Bros

Bryan Frazer – New South Wales

Frazer of Artistry in Brass in Caringbah was the maker of doll jewellery and accessories as well as dollhouse accessories. Fraser placed advertisements in the doll collectors' magazines advertising that he handmade brass miniatures and could make sterling silver, mother of pearl, brass and copper thimbles, as well as old-fashioned finger protectors. None of these have been found for inclusion
He died in 1995



mini chatelaine with five appendages
silver thimble at L with silver thimble bucket – scissors in their scabbard next to them

Genesis - Victoria

The thimbles are boxed and Genesis is lettered on the inside lid of the boxes
It is possible that the maker is Ian Dunn of Melbourne



engraved design of acanthus leaf all around the body of thimble
apex is stepped down from the lip of the thimble giving the sewer extra protection
ST SIL and **925** stamped on band
1990s

Georgina – New South Wales

Miniature silver thimbles were made by Georgina in Sydney



mini silver thimble
thimbles are handindented all over with loop on the rim
7mm height – no space for maker's marks
1990s

* Peter Gertler – Victoria

Gertler has his jewellery studio in South Melbourne. He was born in Melbourne and graduated with an associate diploma of art and fellowship in gold and silver smithing from Royal Melbourne Institute of Technology

The thimbles and needlecases below were designed and made by Gertler



P G mark in individual diamond-shaped lozenges – Peter Gertler



'The Embroiderers Guild 1960-1990' on band
design incorporates applied Guild emblem of scissors
maker's marks stamped on either side of tip of scissors
limited to **70**



'The Embroiderers Guild 1960-1990'
gold-dipped thimbles
maker's marks are stamped on either side of tip of scissors
limited to **30**



wooden needlecase with intricate silver trim
created in 2000 to celebrate The Embroiderers' Guild Victoria's 40th anniversary

Adrian Graham-Rowe - Queensland

Graham-Rowe of Kalbar turning from his creative work of fleece picture making, Adrian began working in silver and handproduced silver buckles. Not being a silversmith Adrian put much thought into making silver thimbles

Adrian also created silver thimble cages to house his thimbles, so that they could be worn around the neck. His output was not large, being a hobbyist. Adrian made thimbles to size on commission



handmade and engraved bright-cut pattern
handpunched indentations on apex

Patricia Ann Hagan - South Australia

Pat Hagan of Yankalilla worked with precious metals from the early sixties. Becoming well-known as a silversmith in around 1985 she turned her hobby into a business

Pat made thimbles on commission, in a range of sizes

Her silver thimbles were often presented by the South Australian Governor to visiting VIPs to the State
Pat's thimbles were engraved and virtually had any design on them - her versatility made her range most appealing



STERLING No ... numbering for groups who commissioned thimbles
on inside of thimbles



Echidna on a 'lid'
atop apex with remaining thimble
being smooth
the lid lifts off to make thimble
functional for sewing
for sale thru SewMail International
catalogues (based in SA)
available in sizes 17mm or 18mm



Gumnuts on a 'lid'
atop apex with remaining thimble
being smooth
the lid lifts off to make thimble
usable for sewing
for sale thru SewMail International
catalogues (based in SA)
available in sizes 17mm or 18mm

no photo

Koala

Learn more about Australian modern sterling silver and gold thimble and sewing tool makers



'Embroiderers' Guild of South Australia' lettered around band
 applied Sturt's Desert Pea, South Australia's floral emblem on smooth body
 widely spaced handmade indentations
 commissioned in March 1986, which was SA's sesquicentenary
 limited to **100**



Wombat
 South Australia's faunal emblem



Hagan's handmade Red Gum thimble box
 matching thimble has a Cowell jade apex and this can be seen as the thimble fits below the display hole in lid
 also available in Blackwood

Diane Hales – New South Wales

Hales of the Blue Mountains crafted silver and brass jewellery, hair ornaments, bracelets and necklaces
 and thimbles all with fine detail of Australian wildflowers and animals



large gumnut on apex with gumleaf 'falling' down the side
 handpunched design on thimble body

Ian Hannay – Western Australia

Hannay learned silversmithing at the Fremantle Tech and initially repaired jewellery for friends. He then moved into jewellery making. During 1993, Ian responded to the challenge by Yvonne Varey of Gallery One and made a variety of silver thimbles
Very small quantities of these thimbles were made



WAYV (WA Yvonne Varey) conjoined mark on Hannay thimbles




applied Everlasting Daisies
over light horizontal striations
crudely punched indentations on apex

applied Geraldton Wax
over light horizontal striations
crudely punched indentations on apex

Louis Hermann - Queensland

Hermann was an ornamental engraver originally from Hungary, who designed thimbles as a well-known silversmith in Brisbane and arranged to have thimbles cast in 925 silver by Les Hyde



'Embroiderers' Guild Qld' lettered around the band
commemoting 25th anniversary of founding, 1993
all over pattern of Cooktown Orchids Queensland's state flower - including apex

925 stamped either on rim or inside rim
being cast, the maker's marks are illegible

four sizes available S M L XL (not marked) – from 1993 to July 2002 over 500 created – mould then smashed



Queensland's 'Schoolhouse Quilters Kenmore' lettered around the band
these have been awarded to outstanding members and were also available for sale to members
all-round pattern designed by two of their members: Muffin Rawlands and Joy Nelson
the design is of a schoolhouse as well as a quilt, with an ornate apex
22 made by 2013

* Harold Curtis Hine - Victoria

Curtis Hine's main occupation in retirement was restoration and repair of antique and modern metal articles for the antique trade. He was a practising silversmith who, except for a 16-week course he attended in 1973 to learn basic silversmithing skills, was self-taught

From 1973 he handcrafted a number of commission pieces such as jewellery, buttons, tatting shuttles, thread winders, photo frames, spoons, boxes and trophy cups, all in sterling silver

Hine of Balwyn North, began handmaking sterling silver thimbles in 1989. Working from home his thimbles were never cast

They usually have smooth sides, with those sides being six degrees from the vertical, with an indented apex

According to Hine's records, he made in excess of 250 silver thimbles

His thimbles were available in ten sizes, being suitable for both adults and children from 14mm to 18.5mm in half millimetre increases - standard stock is size C for 16mm - marked up in apex

He also produced handmade 9ct gold thimbles



mark **H.C.H** and **STG.SIL**

these marks can be found on either outside or inside rim - occasionally up in apex

 <p>applied boomerang 1995</p>	 <p>'Federation centenary 1901-2001' in two styles fewer than 10 created</p>	 <p>embossed geometric and stylised flowers 1995</p>
 <p>embossed hydrangea</p>	 <p>applied kangaroo 1995</p>	 <p>applied koala L: 1995</p>
 <p>applied map of Australia (including Tasmania) with 9ct apex donated thimble for Needlework Tool Collectors Society of Australia's 2004 conference engraved 'NTCSA Conference 2004' on verso</p>	 <p>embossed leaves</p>	 <p>applied map of Australia with Southern Cross 1995</p>

Learn more about Australian modern sterling silver and gold thimble and sewing tool makers



embossed geometric
1995



applied flower
1995



applied flowers
1995



applied hopping kangaroo
1995



single row of embossed stylised flowers
1995



embossed stemmed rose
some examples have more than one rose
R: applied gilt M monogram on verso which was a commission



tatting shuttle - plain



tatting shuttle - with embossed roses

Patricia Holcombe - Queensland


Pat Holcombe was a Brisbane silver- and goldsmith, who created jewellery - now of Gold Coast Hinterland. Pat started silversmithing as a hobby whilst in Albuquerque New Mexico in 1979. Originally a geologist, she became a talented silversmith and jeweller. She produced high quality jewellery which included rings, earrings, necklaces, brooches and bracelets - and trinkets, including spoons and silver pudding charms.

In late 1988 Pat created silver thimbles, handmaking two or three a year.

After exhibiting her silver thimbles at the Brookfield Show in Brisbane (where quilting forms 80% of the needlework section) the demand from quilters for Pat's thimbles grew. Available in two sizes they were made with two different apexes - flat for quilter's use and more domed for embroidery: both are handindented.



Pat's mark and **STERLING** inside the rim
mark is a decorated boomerang that forms her name: a P forming her name Pat



red and green inset enamel

L G Humphries & Sons – Sydney **NEW**

A silver thimble by this jeweller was purchased in 2004

no photo

four koalas on a branch affixed
thimble pattern is berries with a band of leaves
marked size 11 925 and a map of Australia with an unknown symbol within
heavy in weight



L.G. Humphries & Sons


ABN 169 8288 1556
Watchcase Specialist Jewellers
Established 1939

Shop 14, Level 2, Queen Victoria Building
Sydney 2000 Phone: 9267 7691

TAX INVOICE No.

2583

DATE: 7-07-04



I have finally been discarding all files kept after the publication of *Thimbles of Australia* in 1998 and these details supplied by its owner Fay need to be recorded (2022)

Richard Ivey – South Australia

Ivey was a well-known silversmith in Laura and his jewellery was sold in 'Metal and Stone' Adelaide and in Melbourne

Being a silversmith it was not difficult for Richard to make silver thimbles. His first known thimble was created in 1988.

By 1999, Ivey was no longer producing thimbles

In 2003 a sterling silver chess set was bought by a Brisbane collector, which was attributed to Richard Ivey - some of the pieces are impressed with an **IV** mark



scrolled engraving design
stamped **925** on outside
handindented on rounded apex
1988

Daniel Jenkins - Victoria

Jenkins was born in the USA. Moving to Melbourne, he worked as a silversmith in Maling Road

Having seen the beautiful silver and brass tatting shuttles made by Jenkins, Beryl Warne of Thimble Collections in Toorak Melbourne commissioned him to make silver thimbles for sale in her shop

An advertisement for these thimbles that appeared in *Australian Women's Weekly* December 1984 brought his thimbles to the attention of a wider audience

Warne also advertised them for sale in *TCI Bulletin* July 1984



DJ conjoined mark, kangaroo and **925** with kangaroo in different positions – original advertisement

R: Australian's Women's Weekly



gumnuts and gumleaves border

finely stippled indentations all over – available in a matt or polished finish

Jenkins and Beryl Warne worked together on the design

1983

Anthony Kean – Victoria **NEW**

In 2006 a sterling silver thimble by Kean was brought to my attention – described as quite small and fairly heavy with a kangaroo applied to front. The maker is Tony Kean – Artist in Metal

He took up silversmithing professionally in 1979

In 1988 he became an inaugural member of the Gold- and Silversmiths Guild of Australia

His workshop was then in Malden

In 1995 he moved the workshop to Bendigo and operated from 2007 as Tony Kean Jewellers



no photo

kangaroo

Rod Kranz – South Australia

Kranz of Enfield was an instrument maker before his retirement in 1982. He decided to take up silverwork and jewellery making. His first silver thimble was made for his daughter in late 1983

Rod's domed thimbles are made to be used and available in four different millimetre sizes, 14-17
Being handmade the thimbles are all different



RK conjoined mark and **925**

			
geometric	grass-like decor	lapis lazuli apex	roses
			
brown stone in apex	tailor's	silver cage to hold thimble making a pendant – made in four sizes	

Zygmunt Libucha – New South Wales


Libucha was born in Poland in 1952 and migrated to Sydney in 1982

Being a gold- and silversmith Libucha began making sterling silver thimbles in 1980




Paul Weir conceived the designs for these thimbles and commissioned Zygmunt to create the designs for collectors, in response to demand for thimbles with Australian motifs

Libucha moved to Brisbane in 1988 during Expo

He stopped working as a silversmith soon after to concentrate on creating large sculptures



ZL mark on verso of thimble and **925** – Libucha in 2007 – Paul Weir in 1997

		
Australian coat-of-arms	Flannel Flower	kangaroo
		
Sydney Opera House	Waratah	Wattle
cast thimbles with affixed Australian motifs – one size only – 55 grams each		

Learn more about Australian modern sterling silver and gold thimble and sewing tool makers

Tony Lievesley - Queensland

Lievesley of the Gold Coast handcrafted thimbles of sterling silver. Tony was an industrial electrician who turned his hand to stone cutting and faceting, gold- and silversmithing. As well as making thimbles, Tony made a silver medallion on commission for the Gold Coast City Council that went up in the Challenger shuttle in 1997.



TL inside with consecutive number of thimbles made
925 on onside



quilter's thimble
indentations made in concave apex for quilting use

Irene Marshall - Queensland

Marshall from Buderim was a silversmith during the 1970s and 1980s. Fewer than six thimbles were made, as she felt that the work involved was not worth the return.



stamped inside **925 STG.SIL**

Rudi Paul August Matho-Dudare - Queensland

Matho-Dudare was an artist jeweller, designer and maker of creative jewellery and artefacts. He has worked in gold and silver since 1968

His thimbles are handmade and heavy in weight

The variety that Rudi brings to his thimbles is in the shape and apex - innovative and never made in quantity, rather as one-off creations: more for his own pleasure than for a commercial market

Since he started making thimbles, Matho-Dudare created about fifty thimbles (to 1998)

Matho-Dudare used several maker's marks



Rudi's marks are as varied as his thimbles

1: **St.Sil** and conjoined **MD** and mark's sketch by Betty Maloney

2: signature used in story sets and date created

3 and 4: others



domed rose design on apex stippled surface with wide band



creamy ivory apex – from old piano keys
stippled surface with very wide band



with 'SILVER' and his 2 mark



set of six Aboriginal-themed story thimbles
each with differing pattern on apex
taller thimbles with applied figures
'Silver' lettered on band



set of five Ned Kelly story thimbles
with variety of apexes including stones
L>R: 'Kennedy's death' – 'Stringybark Creek' – 'Glenrowan' – 'Our Ned' – 'Ned's capture'
taller thimbles with the applied characters
'Silver' lettered on band – with date 8/97 alongside his maker's mark in cursive lettering

no photo

set of 12 story thimbles featuring Bacchus and wine-themed thimbles
taller thimbles



buttons

* **Liuxin Newman – New South Wales** **NEW**

This Chinese-born Australian silversmith from Sydney took the quilting world by storm when in 1998 she produced handmade and handpolished sterling silver thimbles. Liuxin (pronounced Lou-shin) travelled to the United States to promote her thimbles on the television show 'Simply Quilts' in November 2002. Her method of quilting and articles appeared in the Australian quilting magazines. Her trademark and business name is Thimblelady™ and owned and run by Liuxin and Keith Newman:


"This trademark under which we manufacture and trade our thimbles and conduct quilting classes teaching Thimblelady's no pricked finger quilting technique. All our products are designed by me and initially made by Keith and myself as Liuxin is a silver- and goldsmith. Her New Zealand-born mother-in-law was a silversmith and Liuxin inherited her silver workshop"

Liuxin no longer handmakes her thimbles: she outsourced their manufacture

www.thimblelady.com

Liuxin will have initials and monograms engraved on request on her thimbles


Newman's thimbles were also available in gold-plated silver and 9ct gold



L: Liuxin's mark and **925** – R: mark for **Thimblelady™**

her first mark is the zigzag-like or lightning symbol, representing the Chinese character 'Xin' which is her Chinese name in Cao script





sturdy quilter's thimble with nail opening
 deep set indentations – R: later more clustered indentations
 R: size mark lettered on surface opposite nail opening
 Liuxin's thimbles are made to size: sizes range from 14 to 21mm
 two thimbles are used in Liuxin's rocking method of quilting - one on the long finger and the other on the thumb
 use of these thimbles for rocking-method quilting gives six stitches to 1cm
 1998-2002



sturdy quilter's taller thimble with opening at top
 this is second version once first method of quilting was abandoned
 thimbles are not round in shape but oval following the finger's natural shape and Liuxin described them as cone-shaped
 vertical band of two rows of deep indentations, which allows quilting finger to remain straight whilst quilting, which is kinder on the hands
 these thimbles are available in S M L etc. and these sizes are marked on the bottom rim
 lettered Thimblelady™ vertically alongside indentations
 also available in stainless steel and clear plastic



Liuxin's latest sterling silver creation for more comfortable quilting is for use on the thumb
 sturdy quilter's shorter thimble with opening at top

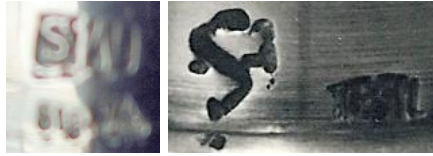


sterling silver thimble holder

Raymond Norman – New South Wales

Norman, from the Sturt Workshop in Mittagong, made heavy sterling silver thimbles in the mid-1970s

Being handmade, no two of Norman's thimbles are identical
Some examples have been found on wooden or marble plinths



L: mark **SW** for Sturt Workshop and **925** – R: Norman's mark and **925**



heavy thimble



heavy thimble with pronounced rim



thimble on silver thimble holder on silver plinth on white marble base



thimble on silver thimble holder on wooden plinth – two accompanying silver hands, one holding a needle the other silver spool of thread
SW mark



Sydney Oats – South Australia

Syd Oats of Beaufort in Victoria, turned silver thimbles over a period of ten years. Originally from England, Oats brought his silver punches with him

Oats' thimbles were available for sale at the Soho Foundry at Sovereign Hill and in Ballarat from the second half of the 1980s. Syd was receiving \$6 each for these thimbles – no wonder he gave up making silver thimbles in 1994

Oats moved to South Australia where in 1998, after a long bout of ill-health, Syd recommenced silversmithing and made further quantities of silver thimbles after reading about himself in *Thimbles of Australia*

From 2000 his designs incorporated hopping kangaroos around the rim and his thimbles had unbacked semi-precious stones set into the apex

His maker's mark had to change, as he no longer possessed his original punches

In December 2003 Syd again sold his equipment for making thimbles

It's estimated that he produced between 200 and 250 thimbles



1st mark: **STG.SIL** anchor and stemmed rose – 2nd mark: **Stg.Sil** and eye

no kangaroo stamps	suspension loop	no kangaroo stamps	no kangaroo stamps
		no kangaroo stamps	no kangaroo stamps
no kangaroo stamps	no kangaroo stamps		
no kangaroo stamps stemmed rose mark	threepenny 1925 coin L: no kangaroo stamps		amethyst

Learn more about Australian modern sterling silver and gold thimble and sewing tool makers

 <p>amethyst crystal natural crystal jagged edges</p>	 <p>apple green quartz</p>	 <p>azurite</p>
 <p>black jade</p>	 <p>blue agate</p>	 <p>blue opal no kangaroo stamps</p>
 <p>blue tiger's eye</p>	 <p>chrysoprase</p>	 <p>cubic zirconia</p>
 <p>dark opal</p>	 <p>fancy lace agate</p>	 <p>goldstone</p>
 <p>lapis lazuli</p>	 <p>malachite</p>	
 <p>mother-of-pearl R: flat apex</p>	 <p>obsidian</p>	 <p>optic fibre cable bundles of very fine fibres – it gives a shimmery effect</p>

Learn more about Australian modern sterling silver and gold thimble and sewing tool makers



paua shell
flat apex
no kangaroo stamps



quandong
naturally-holed seed as apex
last thimble: no kangaroo stamps
lower: native plum with seed



rhodonite



rutilated hair crystal



simulated opal



snowflake obsidian



sodalite



speckled jade



speckled lapis lapuli



St Christopher medal



tiger's eye



white doublet opal



white opal
L: no kangaroo stamps – stemmed rose mark

N Parker – Western Australia

John Harris & Son was a firm of silversmiths of Perth who specialised in making jewellery and native flowers for their spoons and other small silver items
In 1988 Mrs N. Parker, John Harris' daughter, made a sterling silver thimble. It isn't known whether this was a one-off thimble

925 N.C.P. 88.

sketch Betty Maloney



gumnuts and gumleaves with **B** monogram

Jenny Richardson – Queensland **NEW**

Richardson created this unsigned silver thimble – handmade and handindented – with an accompanying silver cage for wearing. Jenny never created thimbles in any quantity as her silversmithing was a hobby - she had no maker's mark (1997)



925 on outer rim

William Robinson – Western Australia

Bill Robinson was a mould maker for chocolates and crafts. He also made silver charms. Gallery One of Fremantle persuaded him to create silver thimbles and from 1992, he handmade his thimbles. Robinson's thimbles are the only silver thimbles to have opals incorporated into the design.



WR AUSTRALIAN MADE on inner rim



applied Australian map



applied Australian map with opal apex
showing each state's 'name'



applied kangaroos



applied scissors
on two different backgrounds

Libby began experimenting with sterling silver thimbles in Brisbane in late 2010. She is a jeweller with eight years of experience, who specialises in one-off pieces, which often incorporated enamel, created in the plique-à-jour method

Her silver thimbles were made to the average finger size ie 16mm

The plique-à-jour method is very time consuming. Using 999 silver for the thimbles, the fine silver frame is created from scratch. It is then filled in with vitreous enamel with no backing, which allows light through showing its translucence. The flat apexes are as ornate as the body

They were all one-off designs and they are not marked in any way but the designs are so distinctive

In 2019 Libby was no longer silversmithing



925 and LS mark





needlecase with swivelling top

Tor Gordon Schwanck - Victoria

Tor Schwanck operated as a silversmith as Tor Design in High Street Malvern in the 1970s. He was born in Helsinki and arrived in Australia in 1961
Schwanck died in 2005



STG SIL on inside

Brian Scott – Queensland NEW

Brian was a silversmith in Brisbane who enjoyed turning his hand to anything that could be made in silver – eg belt buckles and undertaking silver jewellery repairs
When he first encountered thimble collectors in the early 1990s, Scott began to experiment making silver thimbles and would make thimbles on commission: names or dates inscribed with a series of dot hand indentations
Brian died in June 2001



925 on outside – Brian inscribed inside



1995

		
1994	1995	handindented all over

Silver Moon Jewels by Jaap van Schie – Victoria NEW

Jaap had a stall at St Kilda markets on the Esplanade Melbourne between 2000-2013
his thimbles are of copper, silver and brass

no photo

* John Storm – New South Wales

Storm enjoyed jewellery making as a hobby and after he made a probable one-off gold thimble in Newcastle in 1995, he was commissioned to make two sterling silver thimbles in 2001.



L: **J STORM** and **HAND MADE** and **SILVER** and **MAY 2001** – R: **9CT JS** and **1995**



sterling silver with garnets
2001



9ct yellow gold with affixed opal
patterned band

John Tarasin – New South Wales

Tarasin a manufacturing jeweller in Sydney was commissioned to make this thimble

JRT 9ct
S/S

sketch Betty Maloney



9ct gold and sterling silver
for ... 1987

Ian Trafford-Walker – New South Wales

Trafford-Walker an artist from the Murwillumbah area produced the drawings for two thimble designs
He had these designs transferred into thimbles by silversmiths in Indonesia
Only a few were made



kangaroo
sterling silver and gold
Indonesian wirework - in two sizes – R: smaller size b&w



Byron Bay lighthouse with whale
sterling silver and gold
Indonesian wirework

Marylyn Ann Thorgood Verstraeten - Victoria

Verstraeten worked in the Meat Market Craft Centre in Melbourne. Her jewellery and sculptures were purchased and commissioned privately by Australian businesses, state and federal governments as presentations to royalty and visiting dignitaries

She worked in silver and gold. The thimbles are cast, heavy in weight and available in one size



AUSTRALIAN MADE engraved inside – conjoined **MV** mark and **STG.SIL** outside (both well hidden in ornate band) – accompanying thimble card – the label was part of her merchandising

no photo		
echidna	frill-necked lizard	gumnuts
no photo		no photo
kangaroo	kangaroo Paw	koala
	no photo	
Leadbeater's possum	platypus	

Robert Malcolm Walter – South Australia

Malcolm Walter was a gold- and silversmith, who made fine quality jewellery. He trained as a teacher and taught for nine years. Once he gained his Diploma of Art in gold and silversmithing, he worked in London’s Hatton Gardens for nearly four years

On his return to Australia in 1980 he settled in South Australia where he became the Goldsmith-in-Residence and by Appointment to Birdwood Mill

In 1991 he approached Pan Arts about making silver thimbles

Thereafter these crowns in silver were affixed around Ullmann glass clear crystal thimbles



MW conjoined and hopping kangaroo
photos: Erratt

 applied gumnuts and gumleaves crown cast limited to 30 1991	 hats - Bishop's mitre	 hats - bowler hat
 hats - deerstalker	 hats - flying helmet	 hats - policeman's helmet
 hats - top hat		
set of six sterling silver hats - limited to 10 sets - 1994		
 accompanying leaflet		

Ward – Queensland **NEW**

A surname is all we have for this Brisbane silversmith, who made a one-off gold thimble for his mother, Pat's fiftieth birthday. It is handmade and studded with diamonds around the rim

no photo

Frances West – New South Wales **NEW**

This silversmith was based in Lightning Ridge



West's mark inside - intertwined **FW** and **925** – mark seen more clearly lettered on backing card



handmade quilting thimble

Other Australian thimbles – with unknown makers

The following information is everything we know about these seven thimbles




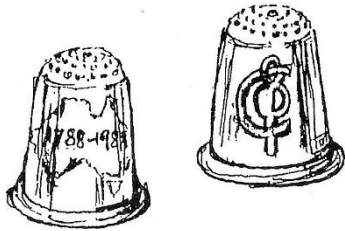
925
engraved commemorative date of
1977
NEW



handmade in Tanunda
1997
16mm



925
NEW



The Embroiderers' Guild NSW
'1788-1988'
embossed Guild logo and map of Australia commissioned to commemorate Australia's Bicentenary
ST SIL outside
limited to **200** – last sold in 1996
L: sketch from Guild 1987 – R: Guild logo



from Mittagong

References

- Kenneth Cavill *Australian jewellers: gold and silversmiths makers and marks*. 1992
Christine Erratt *Marks on Australian silver 1950-2005*. 2010
Susan Jean Gowan *Thimbles of Australia*. 1998
Sue Gowan Syd Oats – *silversmith* Needlework Tool Collectors Society of Australia Newsletter September 1999

Contributors

Dorothy Andrews | Lee Bateman | Clarice Birch | Joan Blaney | Sue Caesar | Beryl Crago | Fay Griffiths | Connie Halket
Richard Ivey | Kenmore School House Quilters | Nicola Kissane | Gwyn Moore | Liuxin Newman | Ray Nimmo | Syd Oats
Les Page | Lee Perry | Libby Savage | Norma Shattock | Ann Shuttleworth | Jean Taylor | Paul Weir

This listing of Australian sterling silver thimble makers does not purport to be complete or accurate in all aspects.
Rather it invites comment and contribution to add to our knowledge. My thanks to the contributors.

EMAIL thimbleselect@bigpond.com TO SHARE YOUR KNOWLEDGE

© **Sue Gowan**
July 2022